



Fall 2020 Individual Report APMTH 207 - APMTH 207(FAS-APMTH 207-Advanced Scientific Computing: Stochastic Methods for Data Analysis, Inference and Optimization 001, FAS-APMTH 207-Advanced Scientific Computing: Stochastic Methods for Data Analysis, Inference and Optimization 002) Rylan Schaeffer

Project Title: 2020 Fall Harvard FAS Course Evaluation

Course Audience: 95  
Responses Received: 73  
Response Ratio: 77%

---

### Report Comments

Note:

The order that the questions appear on this report is not the same as the way the questions were displayed to students. The order has been changed to make the report more readable.

---

Creation Date: **Monday, January 4, 2021**

blue®

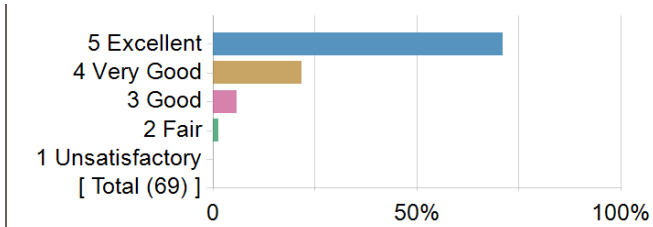
## General Course Questions

### Course General Questions

	Count	Excellent	Very Good	Good	Fair	Unsatisfactory	Course Mean	FAS Mean
Evaluate the course overall.	69	71%	22%	6%	1%	0%	4.62	4.26
Course materials (readings, audio-visual materials, textbooks, lab manuals, website, etc.)	69	83%	13%	4%	0%	0%	4.78	4.25
Assignments (exams, essays, problem sets, language homework, etc.)	68	59%	29%	7%	3%	1%	4.41	4.10
Feedback you received on work you produced in this course	68	60%	29%	3%	7%	0%	4.43	4.11
Section component of the course	35	80%	17%	3%	0%	0%	4.77	4.22

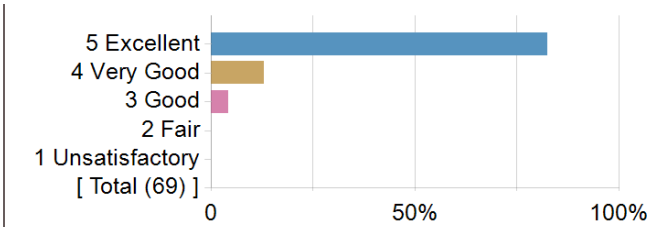
**Course**

1. Evaluate the course overall.



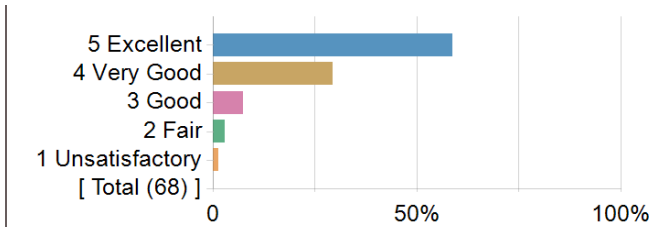
Options	Score	Count	Percentage
Excellent	5	49	71%
Very Good	4	15	22%
Good	3	4	6%
Fair	2	1	1%
Unsatisfactory	1	0	0%
Statistics			Value
Response Ratio			73%
Mean			4.62
Median			5.00
Standard Deviation			0.67

2. Course materials (readings, audio-visual materials, textbooks, lab manuals, website, etc.)



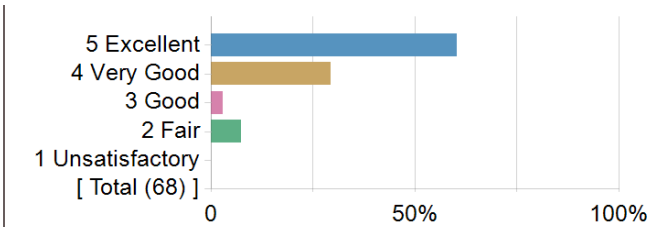
Options	Score	Count	Percentage
Excellent	5	57	83%
Very Good	4	9	13%
Good	3	3	4%
Fair	2	0	0%
Unsatisfactory	1	0	0%
Statistics			Value
Response Ratio			73%
Mean			4.78
Median			5.00
Standard Deviation			0.51

3. Assignments (exams, essays, problem sets, language homework, etc.)



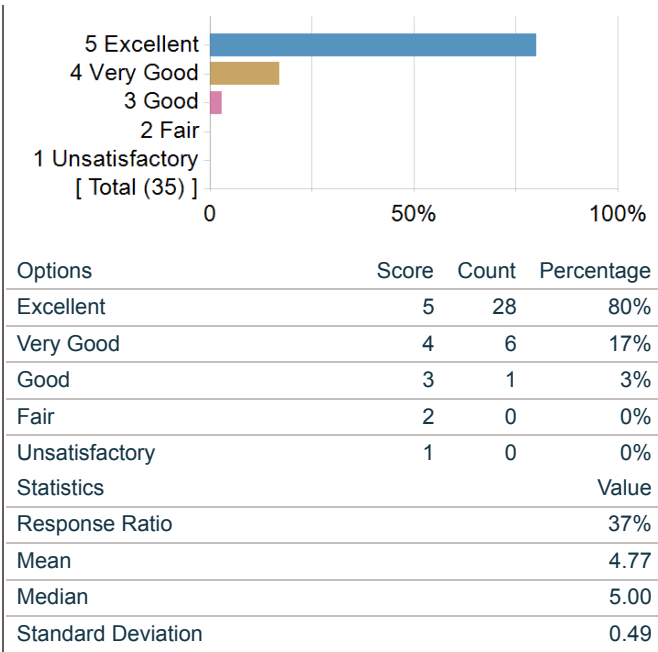
Options	Score	Count	Percentage
Excellent	5	40	59%
Very Good	4	20	29%
Good	3	5	7%
Fair	2	2	3%
Unsatisfactory	1	1	1%
Statistics			Value
Response Ratio			72%
Mean			4.41
Median			5.00
Standard Deviation			0.87

4. Feedback you received on work you produced in this course



Options	Score	Count	Percentage
Excellent	5	41	60%
Very Good	4	20	29%
Good	3	2	3%
Fair	2	5	7%
Unsatisfactory	1	0	0%
Statistics			Value
Response Ratio			72%
Mean			4.43
Median			5.00
Standard Deviation			0.87

5. Section component of the course

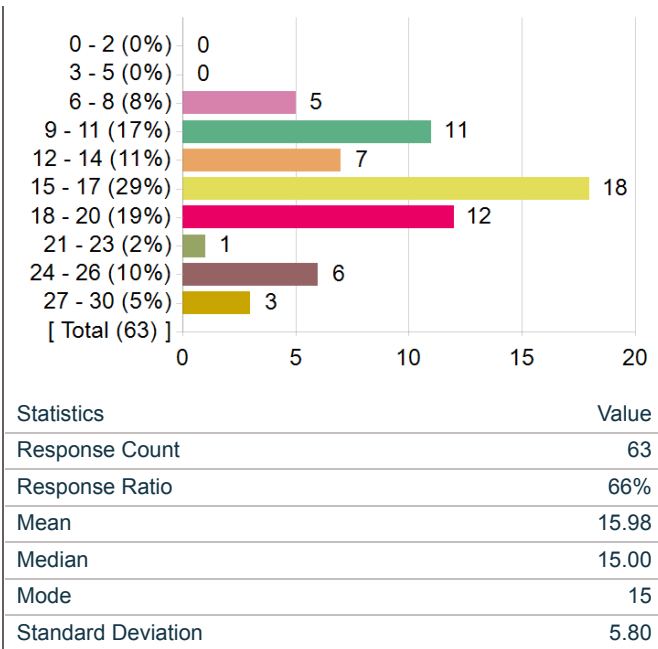


**Requirements - What did this course require of you?**

**On average, how many hours per week did you spend on coursework outside of class? Enter a whole number between 0 and 168.**

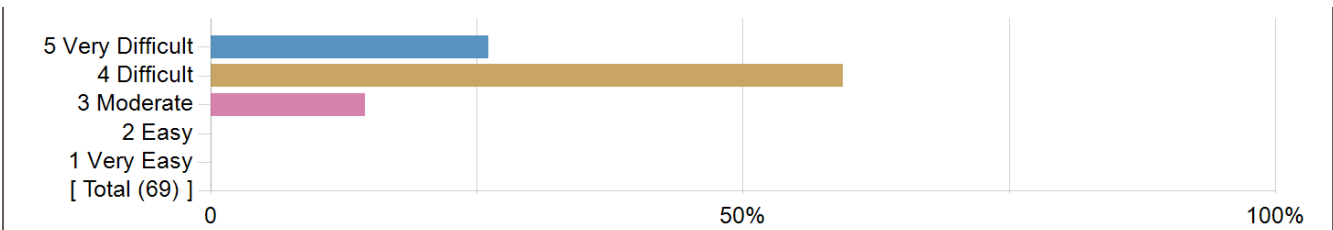
Frequency chart and mean excludes students who answered 31 or more hours.

On average, how many hours per week did you spend on coursework outside of class? Enter a whole number between 0 and 168.



### How difficult did you find this course?

How difficult did you find this course?



Options	Score	Count	Percentage	Statistics	Value
Very Difficult	5	18	26%	Response Ratio	73%
Difficult	4	41	59%	Mean	4.12
Moderate	3	10	14%	Median	4.00
Easy	2	0	0%	Standard Deviation	0.63
Very Easy	1	0	0%		

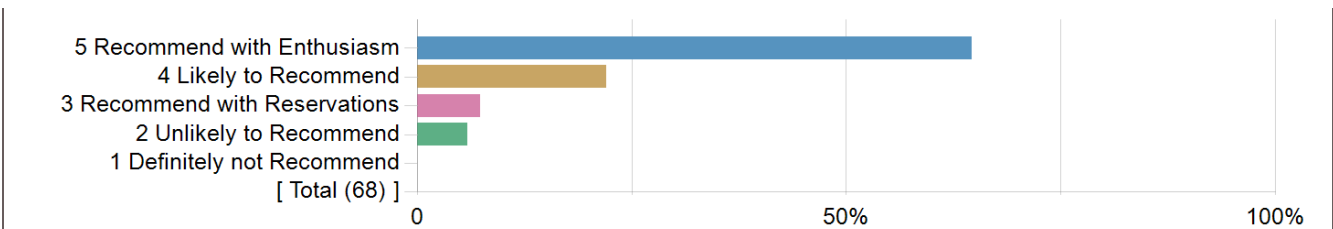
### What was/were your reason(s) for enrolling in this course? (Please check all that apply)

Options	Count
Elective	16
Concentration or Department Requirement	58
Secondary Field or Language Citation Requirement	4
Undergraduate General Education Requirement	0
Expository Writing Requirement	0
Foreign Language Requirement	0
Pre-Med Requirement	0
Divisional Distribution Requirement	0
Quantitative Reasoning with Data Requirement	0

### Recommendations - Would you recommend this course?

#### How strongly would you recommend this course to your peers?

How strongly would you recommend this course to your peers?



Options	Score	Count	Percentage	Statistics	Value
Recommend with Enthusiasm	5	44	65%	Response Ratio	72%
Likely to Recommend	4	15	22%	Mean	4.46
Recommend with Reservations	3	5	7%	Median	5.00
Unlikely to Recommend	2	4	6%	Standard Deviation	0.87
Definitely not Recommend	1	0	0%		

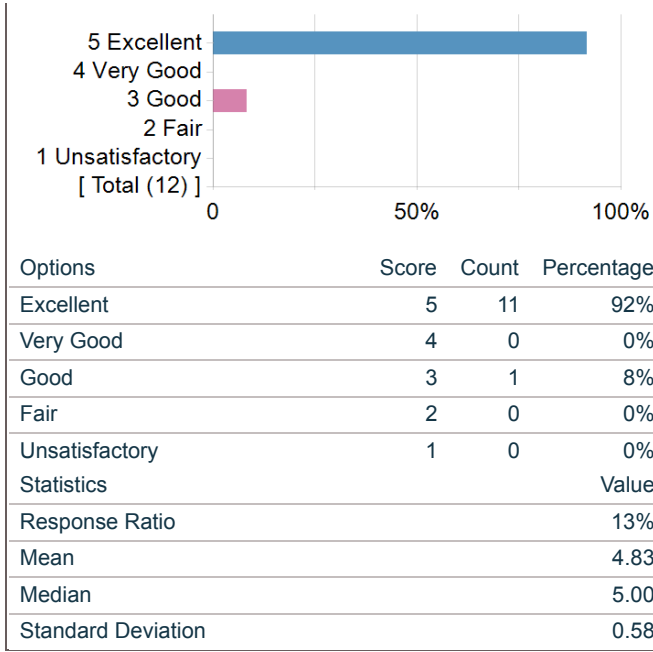
## Evaluation of Section Leaders

### Section Leader Questions

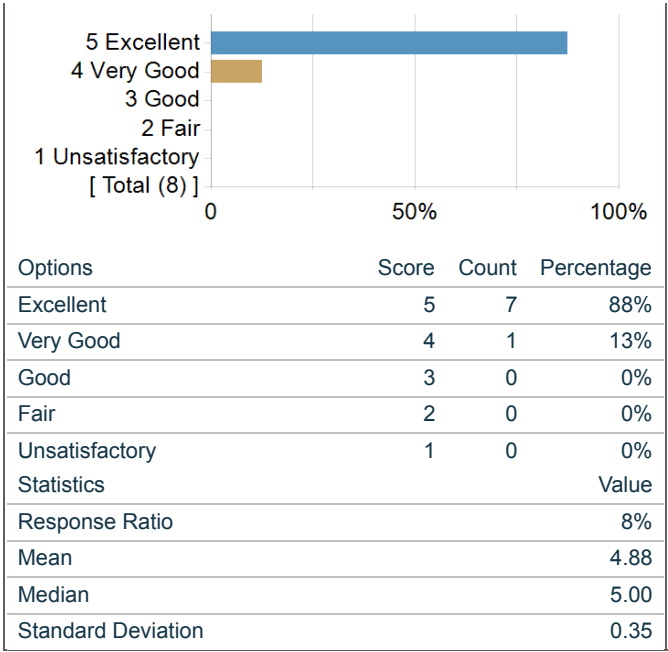
	Count	Excellent	Very Good	Good	Fair	Unsatisfactory	Instructor Mean	FAS Mean
Evaluate your Section Leader overall.	12	92%	0%	8%	0%	0%	4.83	4.61
Gives effective lectures or presentations, if applicable	8	88%	13%	0%	0%	0%	4.88	4.53
Facilitates discussion and encourages participation	10	90%	10%	0%	0%	0%	4.90	4.53
Is accessible outside of class (including after class, office hours, e-mail, etc.)	12	92%	8%	0%	0%	0%	4.92	4.66
Generates enthusiasm for the subject matter	12	83%	17%	0%	0%	0%	4.83	4.51
Gives useful feedback on assignments	8	63%	25%	0%	13%	0%	4.38	4.54
Returns assignments in a timely fashion	8	75%	25%	0%	0%	0%	4.75	4.53

### Section Leader

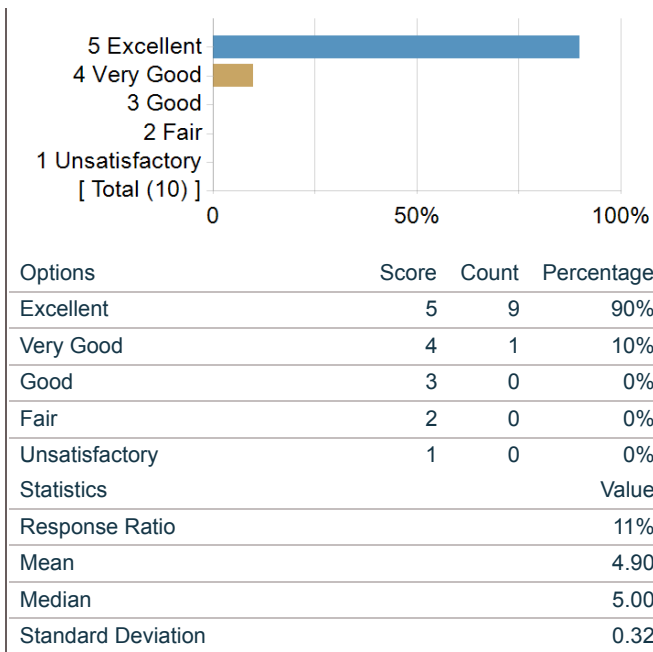
1. Evaluate your Section Leader overall.



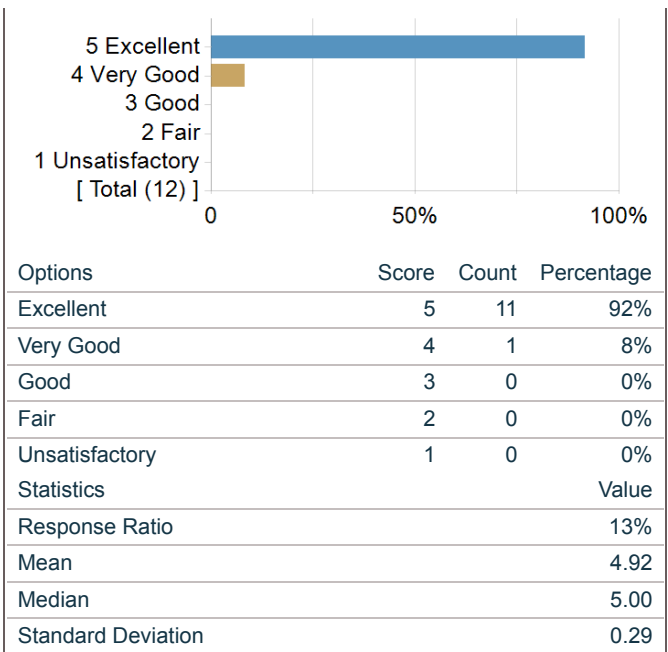
2. Gives effective lectures or presentations, if applicable



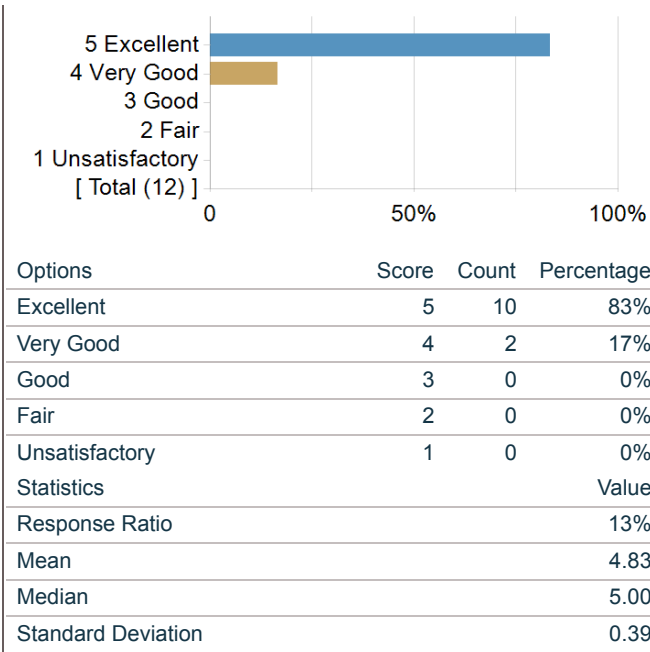
3. Facilitates discussion and encourages participation



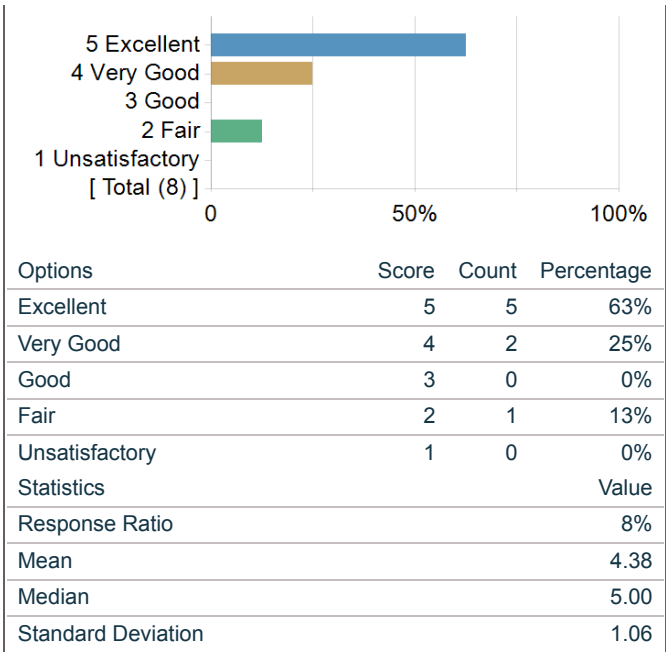
4. Is accessible outside of class (including after class, office hours, e-mail, etc.)



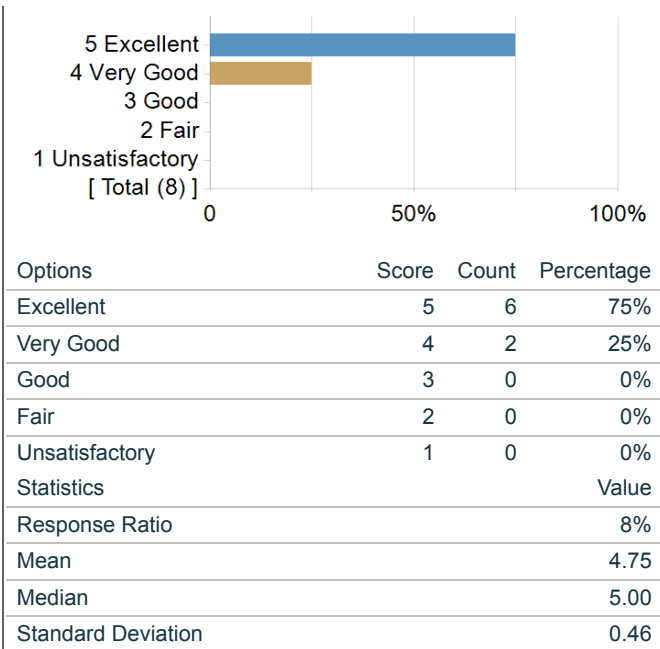
5. Generates enthusiasm for the subject matter



6. Gives useful feedback on assignments



7. Returns assignments in a timely fashion





## Section Leader Comments

Please comment on your Section Leader's teaching.

Comments
Rylan's office hours got me through this course! I always left with an even clearer understanding of the concepts from class that week and how they related to the homework assignments. His sense of humor and clear excitement in the course material made those Saturday afternoon sessions a joy to experience very week. Thank you, Rylan!!
Stayed late at OH on numerous occasions to help students out; awesome overall! Also just seems like a very fun / nice person.
I can't say enough good things about Rylan's section. I would not have passed the class without him. He didn't just answer questions, he basically taught an entire lesson so we would understand the homework assignment and be able to complete it. Rylan is a talented teacher, and he went above and beyond with how much he cared about helping the students in this class.
Ryland knows the material extremely well and does a great job helping with troubleshooting and overall background knowledge and intuition for the pset. For feedback, I would appreciate if Ryland can move through OH in a timely manner with an agenda as OH usually goes over.
Rylan is a wonderful TF. He's very accessible, and his enthusiasm for the material shows. His feedback on assignments also included actionable improvements. He is good at explaining things using a socratic method.
Hi Rylan! I'm so grateful for your joy for the course material and comprehensive explanations. I can see that you deeply enjoy the course material which was always inspiring and uplifting for me.
Rylan is full of enthusiasm for the material and also for teaching in general! He will make a great professor one day, I'm sure.