



# Spring 2021 Individual Report FAS-COMPSCI 181-Machine Learning 001 Rylan Antaris Schneider Schaeffer

Project Title: **2021 Spring Harvard FAS Course Evaluation**

Course Audience: **108**  
Responses Received: **94**  
Response Ratio: **87%**

---

## Report Comments

Note:

The order that the questions appear on this report is not the same as the way the questions were displayed to students. The order has been changed to make the report more readable.

---

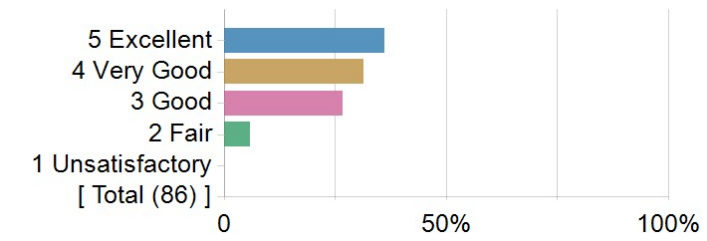
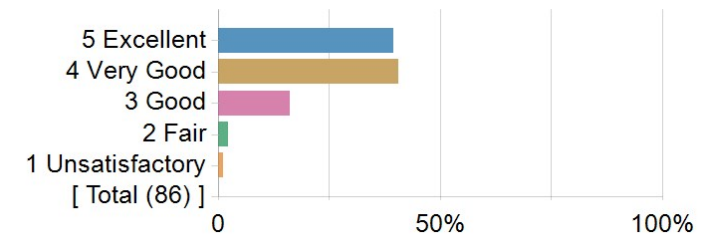
Creation Date: **Wednesday, May 19, 2021**

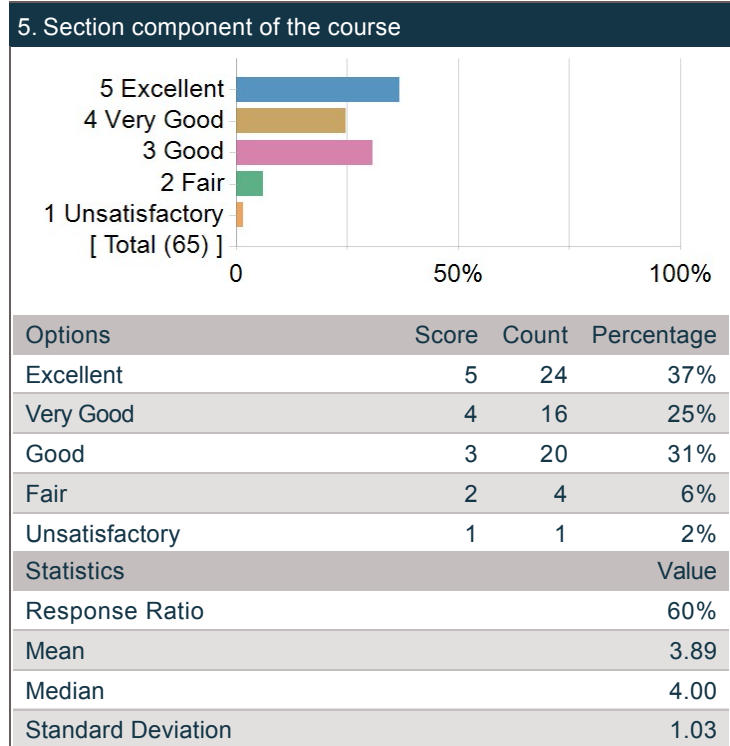
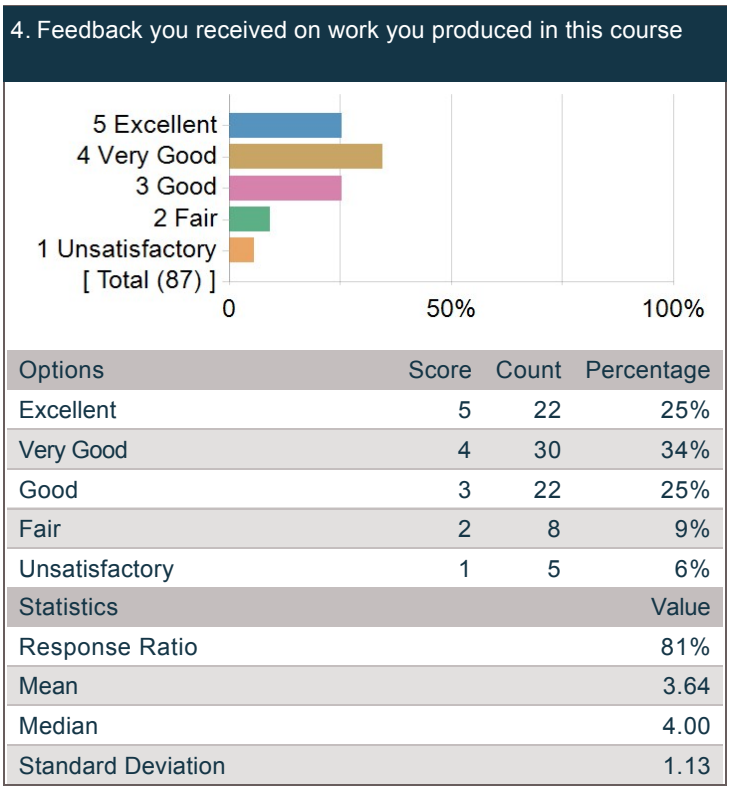
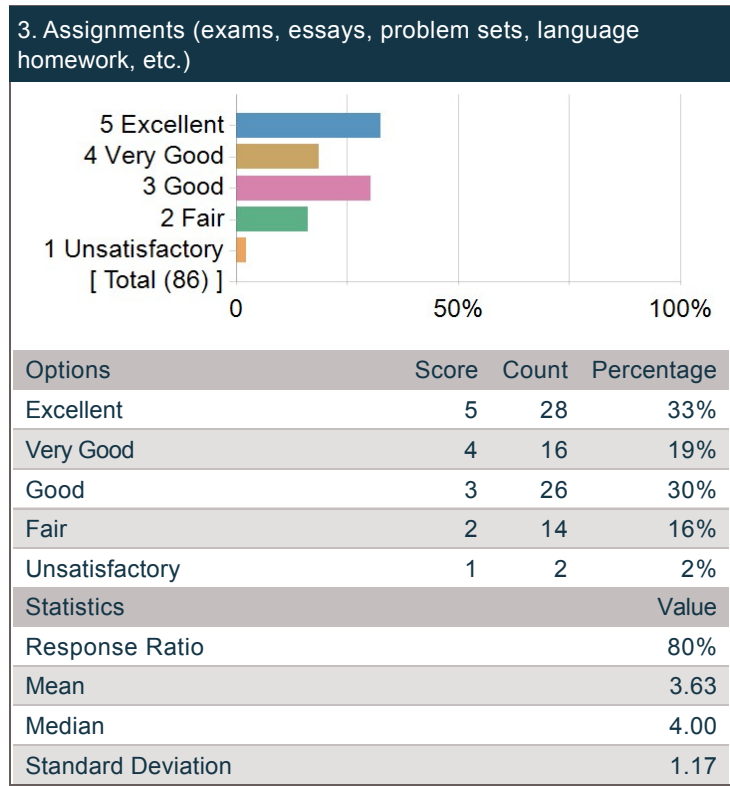
## General Course Questions

### Course General Questions

	Count	Excellent	Very Good	Good	Fair	Unsatisfactory	Course Mean	Dept Mean	Division Mean
Evaluate the course overall.	86	36%	31%	27%	6%	0%	3.98	3.90	3.96
Course materials (readings, audio-visual materials, textbooks, lab manuals, website, etc.)	86	40%	41%	16%	2%	1%	4.15	3.96	3.99
Assignments (exams, essays, problem sets, language homework, etc.)	86	33%	19%	30%	16%	2%	3.63	3.78	3.82
Feedback you received on work you produced in this course	87	25%	34%	25%	9%	6%	3.64	3.58	3.71
Section component of the course	65	37%	25%	31%	6%	2%	3.89	3.89	3.98

### Course

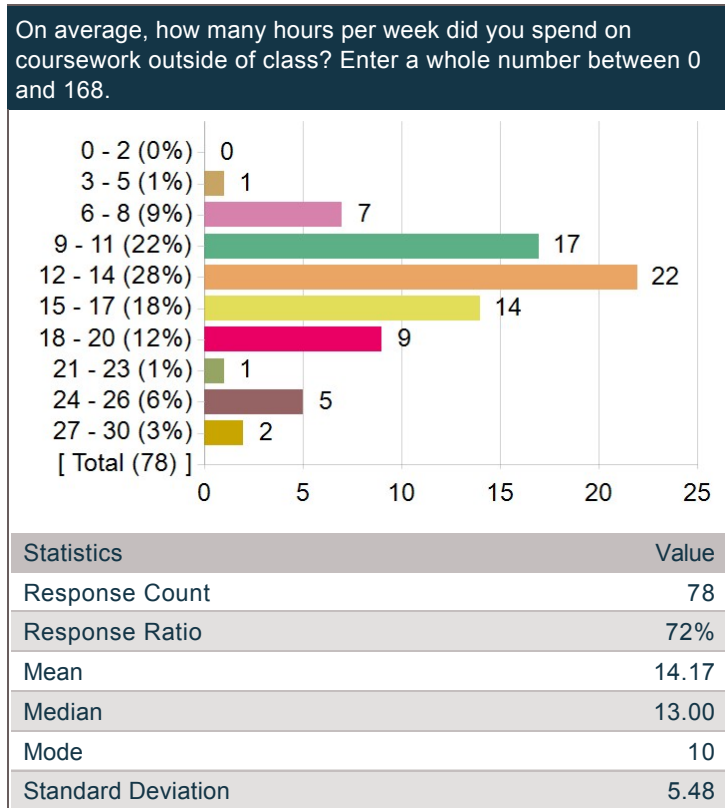
1. Evaluate the course overall.				2. Course materials (readings, audio-visual materials, textbooks, lab manuals, website, etc.)			
							
Options	Score	Count	Percentage	Options	Score	Count	Percentage
Excellent	5	31	36%	Excellent	5	34	40%
Very Good	4	27	31%	Very Good	4	35	41%
Good	3	23	27%	Good	3	14	16%
Fair	2	5	6%	Fair	2	2	2%
Unsatisfactory	1	0	0%	Unsatisfactory	1	1	1%
Statistics			Value	Statistics			Value
Response Ratio			80%	Response Ratio			80%
Mean			3.98	Mean			4.15
Median			4.00	Median			4.00
Standard Deviation			0.93	Standard Deviation			0.86



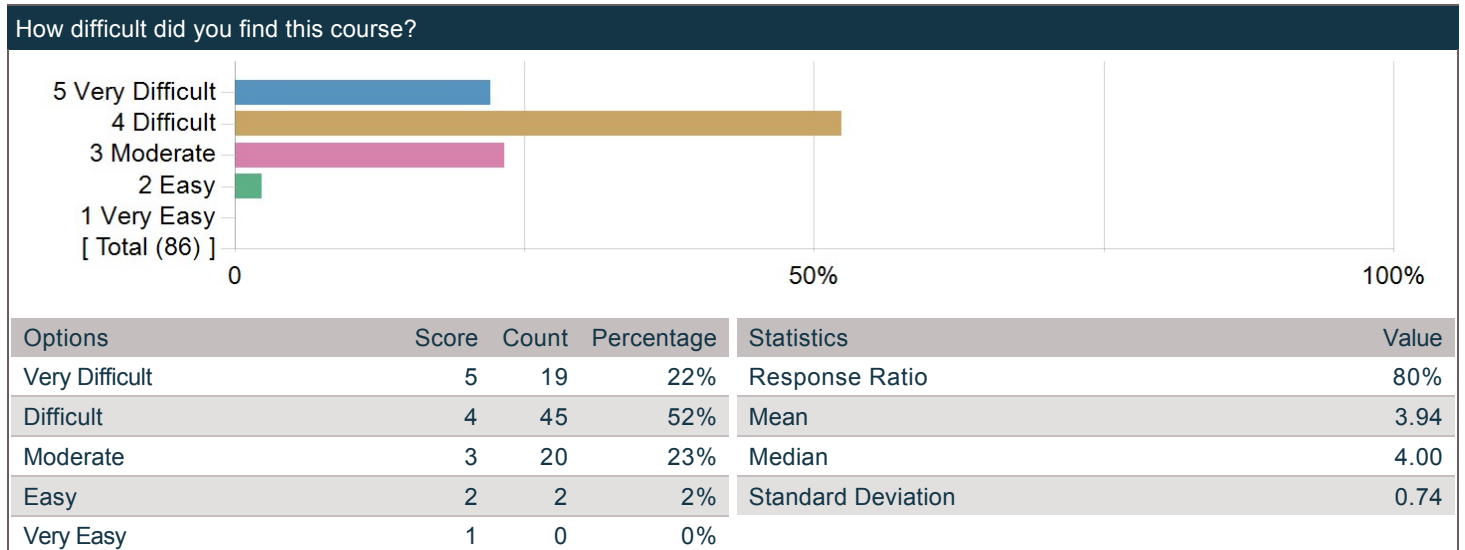
## Requirements - What did this course require of you?

On average, how many hours per week did you spend on coursework outside of class? Enter a whole number between 0 and 168.

Frequency chart and mean excludes students who answered 31 or more hours.



## How difficult did you find this course?

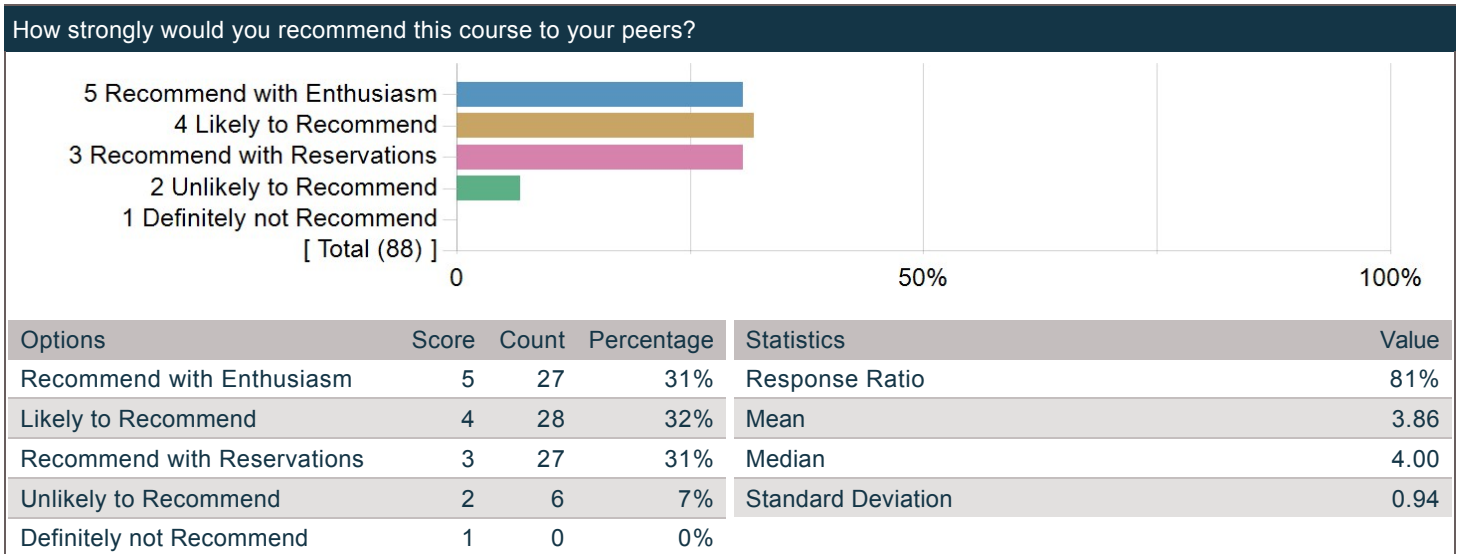


**What was/were your reason(s) for enrolling in this course? (Please check all that apply)**

Options	Count
Elective	30
Concentration or Department Requirement	62
Secondary Field or Language Citation Requirement	10
Undergraduate General Education Requirement	0
Expository Writing Requirement	0
Foreign Language Requirement	0
Pre-Med Requirement	0
Divisional Distribution Requirement	0
Quantitative Reasoning with Data Requirement	0

**Recommendations - Would you recommend this course?**

**How strongly would you recommend this course to your peers?**

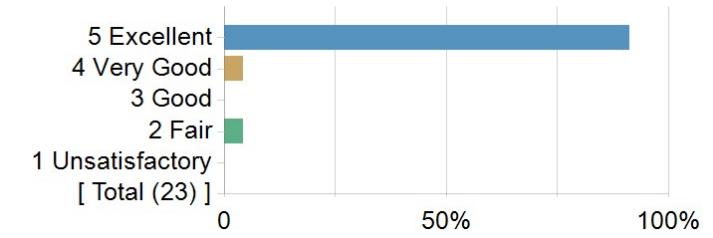
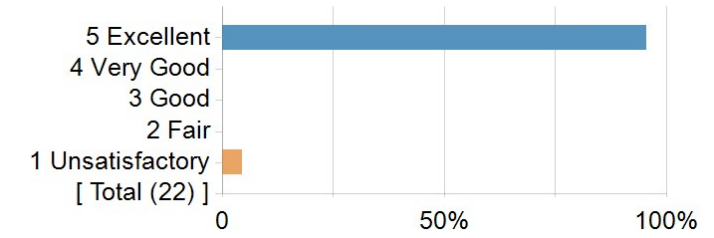
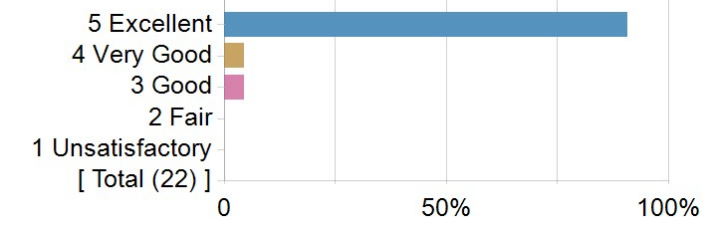
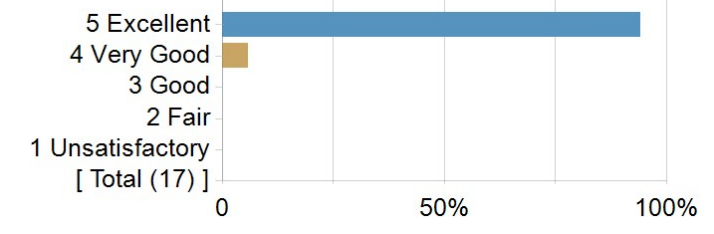


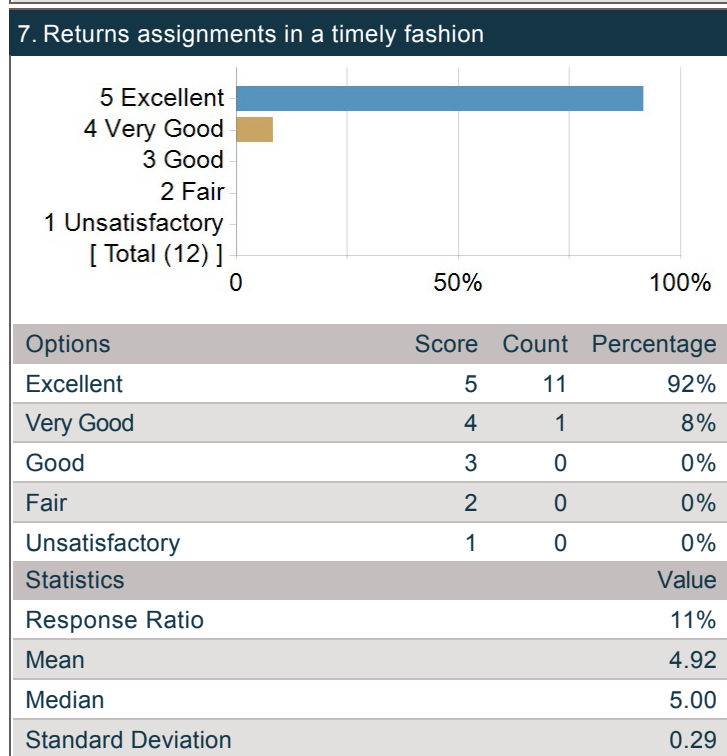
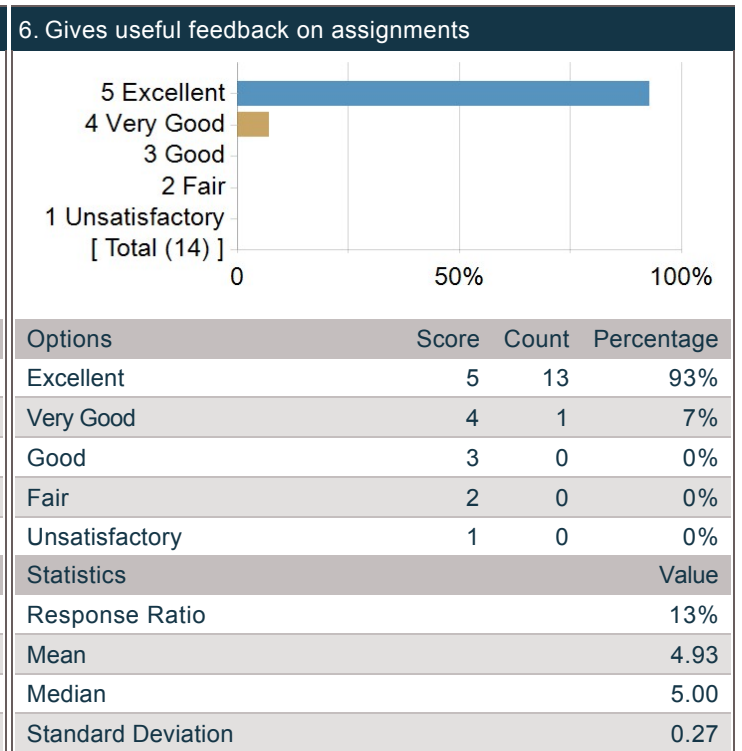
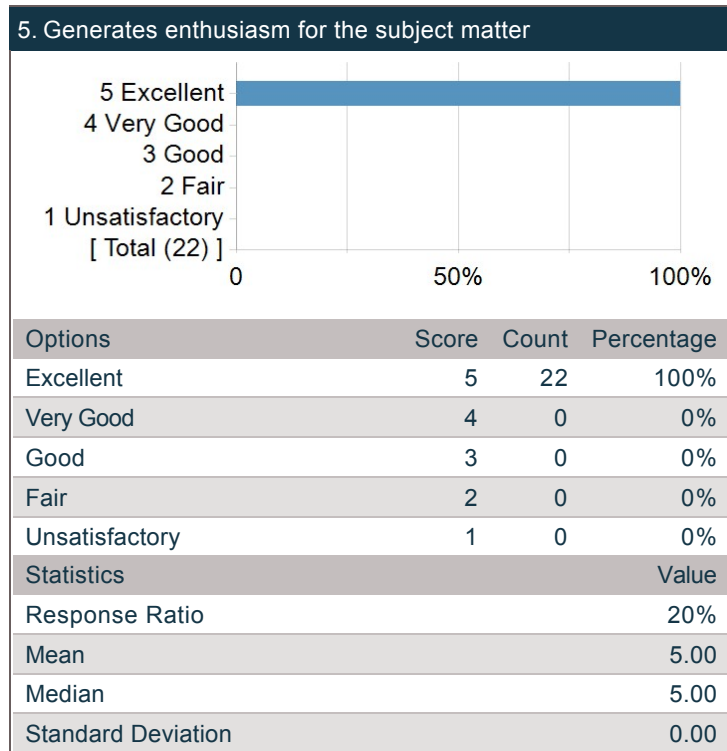
**Evaluation of Section Leaders**

**Section Leader Questions**

	Count	Excellent	Very Good	Good	Fair	Unsatisfactory	Instructor Mean	Dept Mean	Division Mean
Evaluate your Section Leader overall.	23	91%	4%	0%	4%	0%	4.83	4.59	4.59
Gives effective lectures or presentations, if applicable	22	95%	0%	0%	0%	5%	4.82	4.59	4.58
Facilitates discussion and encourages participation	22	91%	5%	5%	0%	0%	4.86	4.55	4.53
Is accessible outside of class (including after class, office hours, e-mail, etc.)	17	94%	6%	0%	0%	0%	4.94	4.55	4.58
Generates enthusiasm for the subject matter	22	100%	0%	0%	0%	0%	5.00	4.52	4.51
Gives useful feedback on assignments	14	93%	7%	0%	0%	0%	4.93	4.50	4.50
Returns assignments in a timely fashion	12	92%	8%	0%	0%	0%	4.92	4.40	4.41

**Section Leader**

1. Evaluate your Section Leader overall.					2. Gives effective lectures or presentations, if applicable				
									
Options	Score	Count	Percentage		Options	Score	Count	Percentage	
Excellent	5	21	91%		Excellent	5	21	95%	
Very Good	4	1	4%		Very Good	4	0	0%	
Good	3	0	0%		Good	3	0	0%	
Fair	2	1	4%		Fair	2	0	0%	
Unsatisfactory	1	0	0%		Unsatisfactory	1	1	5%	
Statistics				Value	Statistics				Value
Response Ratio				21%	Response Ratio				20%
Mean				4.83	Mean				4.82
Median				5.00	Median				5.00
Standard Deviation				0.65	Standard Deviation				0.85
3. Facilitates discussion and encourages participation					4. Is accessible outside of class (including after class, office hours, e-mail, etc.)				
									
Options	Score	Count	Percentage		Options	Score	Count	Percentage	
Excellent	5	20	91%		Excellent	5	16	94%	
Very Good	4	1	5%		Very Good	4	1	6%	
Good	3	1	5%		Good	3	0	0%	
Fair	2	0	0%		Fair	2	0	0%	
Unsatisfactory	1	0	0%		Unsatisfactory	1	0	0%	
Statistics				Value	Statistics				Value
Response Ratio				20%	Response Ratio				16%
Mean				4.86	Mean				4.94
Median				5.00	Median				5.00
Standard Deviation				0.47	Standard Deviation				0.24



## Section Leader Comments

Please comment on your Section Leader's teaching.

Comments
Very well-spoken and clear. He was clearly very interested in the theoretical underpinnings and the math behind what we were learning which was really cool to hear.
Rylan's a fantastic teacher! He really cares about making sure students understand the material and engage with it.
– I really like Schaeffer because he is very accessible, open to discussions, and thoroughly willing to help out those confused about different components of lectures and assignments.
Rylan did a great job at breaking down concepts.
I mainly attended Rylan's OH and review sessions. Rylan really made sure to involve everybody in the breakout room in his teaching and always would stop and check and address clarifying questions. He was incredibly patient and generous with his time.
was very helpful in office hours and section. Has the patience of a saint
Rylan is awesome, extremely knowledgeable about all things machine learning. If you ever have a question, he knows the answer and can walk you through an in-depth example and explain each step in an easily digestible way
Amazing TF and always super knowledgeable and helpful.
Rylan is a very good teacher. He's the kind of person I wish I had as a personal tutor, but I think his style is less effective in group settings. Brevity is not his strong suit, and he tends to get frustrated when students don't participate, which sometimes made sections awkward.
Rylan is great at making difficult concepts accessible. His OHs were amazing for debugging code.
He is very helpful in guiding students in office hours.
Rylan, thank you so much for your thorough explanations and clear knowledge of the course material. You were an amazing TF!
Good guy, loves the material, but answers a simple question with a 1-hour speech. Speed up dude
Amazing section leader!!! He is very knowledgeable and explains things so in depth, so thoroughly, and so well – highly recommend. Super nice guy too :)
Fantastic, super helpful in a very tough course
Rylan is a true teacher – he genuinely cares about students' understanding. His method of explaining course material is extensive – I never had a question unanswered.
Rylan is an amazing TF! You can tell he is super passionate about the material and always willing to help explain things. When I look at the pset and get confused on what the problem is even asking me to do, going to Rylan's OH helps me find a place to start!